

Monitor Systems

SPL1282
SPL1285



Sunn is a product line of FMIC

The SPL1282 and SPL1285 models are full range stage monitor loudspeaker systems designed for professional service. They were created to provide efficient, full range monitor systems, with wide response, low distortion and controlled directivity.

Product Features

Only the finest components have been utilized to provide years of trouble free performance. Quality features include a woofer with die cast alloy frame, FOURTEEN AND ONE HALF POUND motor structure and a voice coil employing a polyimide KAPTON coil form.

The high frequency compression driver has been constructed using a polyimide KAPTON voice coil coupled to a titanium diaphragm, employing a circumferential ring "phasing plug". Our custom designed horn with its special "vertically aligned" airfoils has been optimized to provide the best possible performance while providing accurately controlled dispersion.

The BI-AMP ready crossover network employs 18dB per octave filters for accurate summation of the low and high frequency drivers. Two input jacks are provided and double as high and low inputs while in the EXTERNAL mode, or as parallel inputs while in the INTERNAL mode.

Cabinet construction allows for 30 or 60 degree tilt, or vertical orientation for side fill service. Sound absorptive material is employed to suppress internal cabinet reflections which can cause colorization of the woofer's contribution. The rugged carpet covering over 3/4-inch plywood will withstand the rigors of "tour" service and maintain its good looks.

Cabinet construction allows for 30 or 60 degree tilt, or vertical orientation for side fill use. The rugged carpet covering over 3/4-inch wood will withstand the rigors of "tour" service and maintain its good looks.

Performance	1282	1285
Frequency Response	60Hz - 15kHz ±3dB (half space)	60Hz - 15kHz ±3dB (half space)
Rated Impedance	8 ohms	8 ohms
Sensitivity	100 dB, 1 Meter, 1 Watt	100 dB, 1 Meter, 1 Watt
Vertical Radiation Angle	90 Degree, @ 5kHz	90 Degree, @ 5kHz
Horizontal Radiation Angle	40 Degree, @ 5kHz	40 Degree, @ 5kHz
Crossover Frequency	1200 Hz.	1200 Hz.
Power Rating	150 Watts per E.I.A. RS426	200 Watts per E.I.A. RS426

A level control has been provided so that multiple monitors may be used with one power amplifier, yet allow level setting as needed.

Setup Procedure

When using a stage monitor system, reduction of feedback is probably the most important criteria. The best way to reduce feedback is to use a CARDIOID PATTERN microphone with its rear aimed at the loudspeaker. Be sure that you don't cover the side or top slots of the microphone with your hands. These openings are designed to cause the microphone to be relatively insensitive to sounds arriving from the microphone's rear.

Select 30 or 60 degree tilt (see fig. 1) based upon the working distance that you will need. As an example, tilt the speaker 30 degrees from vertical for performers who require a greater working distance so that they may move about the stage on axis with the monitor. Choose 60 degree tilt for short working distance, where the performer is not expected to move about the stage.

Where large movements are expected, use as side fill monitors (see fig. 2) so that wide horizontal coverage will be provided. When in the side fill position, it may be advantageous to elevate the speaker from the floor to keep the high frequency horn aimed at the player's ear level.

The side fill position at about 10 to 15 feet from the performer is particularly useful for drummers and keyboardists so that their nearby equipment does not block the sound from the monitor. When in the side fill position, the drummer's/keyboardist's vocal microphone can be positioned to his/her side, allowing the rear of the microphone to face the front of the monitor, thus minimizing feedback.

Connect the amplifier to the loudspeaker with minimum 14 gauge wire, when a length of no more than 100 feet is used. Where multiple systems are to be "DAISY CHAINED" together, or where longer cable runs will be encountered consider using larger gauge wire (smaller number). A rule of thumb is to subtract "3" from the wire gauge each time the number of systems doubles or where the cable length doubles. As an example, for a 200 foot run, use 11 gauge wire. For a 100 foot run to a pair of speakers, also use 11 gauge wire. For a 200 foot run to two systems, use two separate 11 gauge cables. If too small a gauge of wire is used, no harm or hazard

will result, but "sound quality" and level may be degraded.

We suggest the use of SWITCH-CRAFT Z15P plugs on the cable ends if the wire is heavier than 14 gauge (smaller number).

When operating in the BI-AMP or "external" mode, use an electronic crossover with a third order BUTTERWORTH (18dB per octave slope). Set the "frequency" to 1200 Hz., and set the High and Low Level controls equally. Equalization and attenuation for the high frequency driver is left in place while in the external mode. Sensitivity for the "high and low" inputs is equal while in the external mode, so set the external electronic crossover as instructed above.

SPECIFICATIONS

System Type

Two way, sealed baffle low frequency section, horn loaded high frequency section.

Woofer

SPL1282

Single 12-inch SUNN SPL driver with 2-inch voice coil, employing polyimide KAPTON voice bobbin, and cast alloy frame.

SPL1285

Single 15-inch SUNN SPL driver with 2.5-inch voice coil, employing polyimide KAPTON voice bobbin, and cast alloy frame.

High Frequency

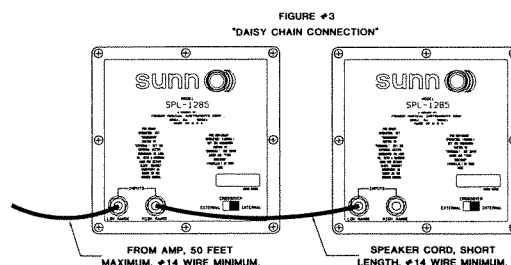
SUNN designed and manufactured horn with 90 x 40 degree radiation angle. Special SUNN designed 2-inch driver featuring TITANIUM diaphragm and circumferential ring phasing plug.

Crossover

Third order BUTTERWORTH set to 1200 Hz. Rear panel switch is provided to allow BI-AMP ready capability. Two inputs allow "DAISY CHAIN" operation of multiple systems with the internal crossover, or HIGH-LOW inputs when used with an external (user supplied) external active crossover.

Cabinet

ALL PLYWOOD construction with multiple angle shape and rugged carpet covering.



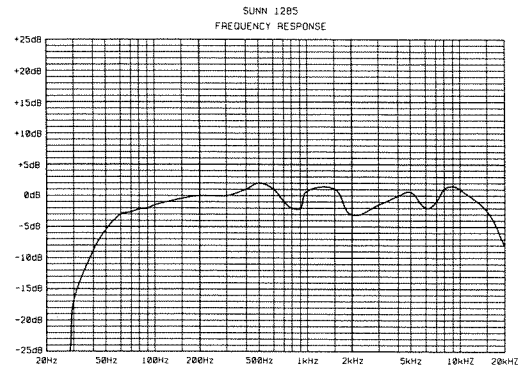
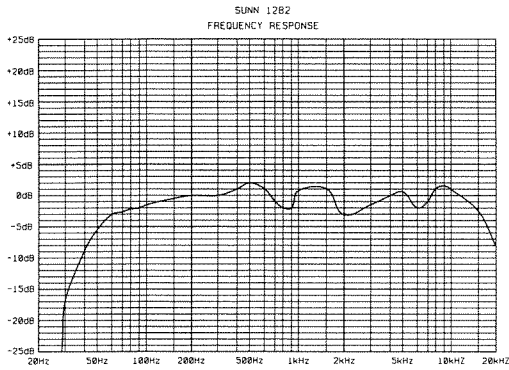
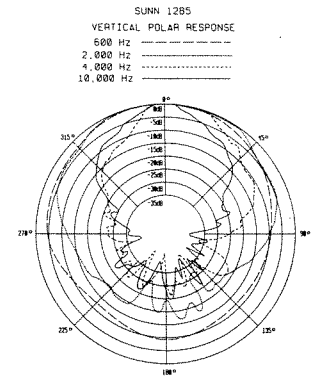
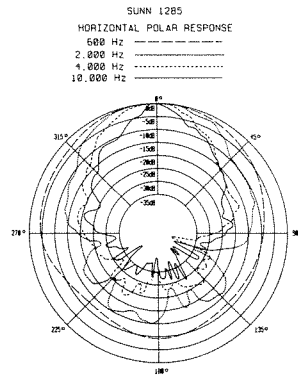
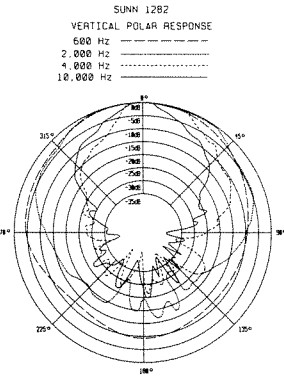
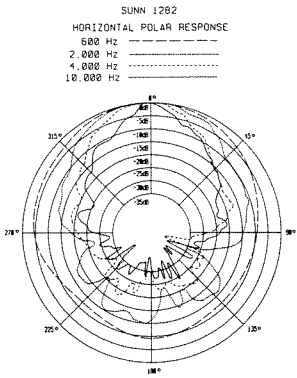


FIGURE #1

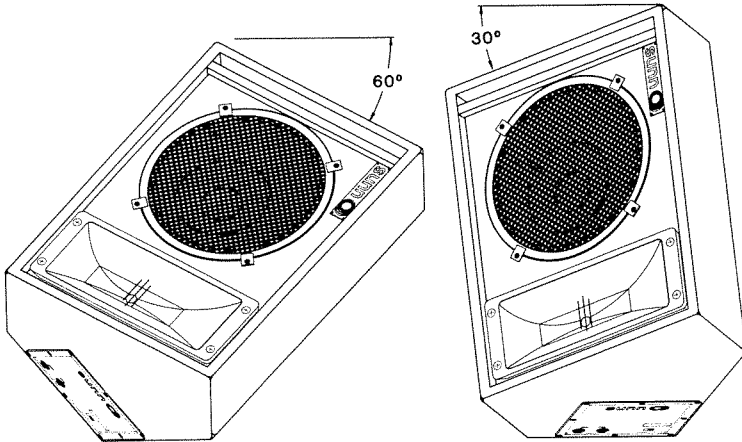
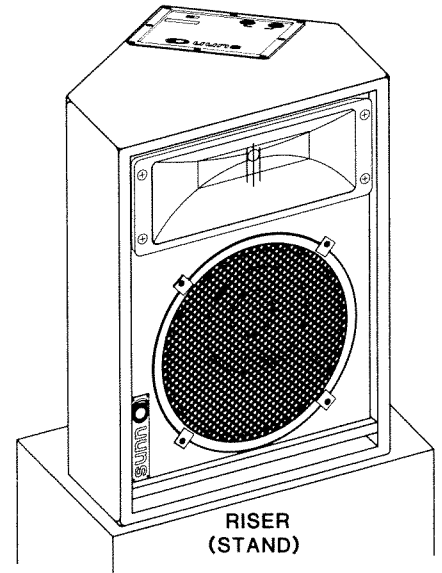


FIGURE #2



SUNN ELECTRONIC PRODUCTS LIMITED WARRANTY

This limited warranty against defects in material and workmanship applies only to the original purchaser when purchased from an Authorized SUNN Dealer. **IMPORTANT: PLEASE RETAIN YOUR SALES RECEIPT AS IT IS YOUR PROOF OF PURCHASE COVERING YOUR LIMITED WARRANTY. THIS LIMITED WARRANTY IS VOID WITHOUT SUCH SALES RECEIPT.**

Defective parts presented during the applicable warranty period with proof of purchase will be repaired or replaced without charge if the product is returned to any Authorized SUNN Dealer or SUNN Service Center. All SUNN Electronic Products carry a Three Year Limited Warranty from date of purchase, except that light bulbs, vacuum tubes and meters carry only a Ninety Day Warranty from date of purchase, and Speakers carry only a One Year Warranty from date of purchase. Any repair or service performed by any person or entity other than an Authorized SUNN Dealer or SUNN Service Center is not covered by this limited warranty. Transportation costs are not included in this limited warranty.

This limited warranty becomes void if the serial number on any product is defaced or removed, or the product has been damaged by alteration, misuse, rental, accident, or neglect; or the product has been repaired or serviced by persons not authorized by SUNN Musical Instruments Corporation. SUNN assumes no liability for property damage of any sort, whether to a SUNN product or any other property, which may result from the failure of any SUNN Electronic Product. Any warranties implied by law are limited to the duration of this express limited warranty. There are no warranties which extend beyond the description on the face hereof.

This limited warranty does not cover any SUNN lighting products or any parts or accessories to any such lighting products.

Some states do not allow limitations on how long an implied warranty lasts, so the above time limitations may not apply to you. Some states do not allow exclusions or limitations of incidental or consequential damages, so the above limitation or exclusion may not apply to you.

This warranty gives you specific legal rights, and you may also have other rights which vary from state to state.

Have service performed by any Authorized SUNN Dealer or contact:

Customer Relations
SUNN Musical Instruments
1130 Columbia Street
Brea, CA 92621



Sunn is a product line of FMIC